

# POWERHOUSE™

by WEARWELL®



**MILLER INDUSTRIAL, INC.**

*Value Added Distribution*

4760 Hammermill Road  
Suite 208  
Tucker, GA 30084

Phone: 770-270-0076  
Fax: 770-270-0767  
E-mail: [barry@millerindustrial.net](mailto:barry@millerindustrial.net)

## POWERHOUSE™ Cable Protectors

 **WEARWELL®**  
Prevent. Perform. Compete.

**USE POWERHOUSE™ BY WEARWELL®  
TO PROTECT ALL OF YOUR CABLES AND HOSES.**



**POWERHOUSE™**  
by WEARWELL®

**Pneumatics, hydraulics and electricity are the powers that drive your business. Inside or out, hold the line with the **POWERHOUSE Cable Protection System.****

**CUSTOMIZABLE**

Create a custom path for your cables with the use of 22.5° left and right turns.

**SAFETY**

Bright yellow lids offer high visibility for safety and quick recognition. Secure Lid-Lock feature for general purpose and medium duty, protects pedestrian traffic by preventing trip hazards.

**INSIDE/OUTSIDE**

POWERHOUSE cable protectors can be utilized indoors or outdoors. Constructed from TPU and PE, they are highly resistant to corrosion from oils and chemicals, and guard against impact and abrasion.

**DURABLE**

POWERHOUSE cable protectors can withstand up to 20,000 pounds of pressure per tire. Hidden hinges allow for the lid to lie flat while protecting your cables from damage.

**Warranty Information**

POWERHOUSE cable protectors are covered by a 3 year indoor/1 year outdoor manufacturer's warranty.



## HEAVY DUTY



up to  
**20,000 lbs**  
per tire\*

|                           |  |
|---------------------------|--|
| <b>MAX LOAD CAPACITY</b>  | Up to 20,000 lbs per tire                      |
| <b>MAX CABLE DIAMETER</b> | Holds a maximum of 2.25"(5.7cm) cable diameter |
| <b>CHANNEL TYPE</b>       | Available in 3 or 5 channel                    |
| <b>AVAILABLE TURNS</b>    | Optional 22.5° left and right turns            |
| <b>LID TYPE</b>           | Standard                                       |

AVAILABLE PARTS:



STRAIGHT




LEFT TURN



RIGHT TURN

## MEDIUM DUTY



**10,000 lbs**  
per tire\*


|                           |  |
|---------------------------|--|
| <b>MAX LOAD CAPACITY</b>  | 10,000 lbs per tire                          |
| <b>MAX CABLE DIAMETER</b> | Holds a maximum of 1.25"(3cm) cable diameter |
| <b>CHANNEL TYPE</b>       | Available in 5 channel only                  |
| <b>AVAILABLE TURNS</b>    | N/A  |
| <b>LID TYPE</b>           | Lid-Lock safety lid                          |

AVAILABLE PARTS:



STRAIGHT

## GENERAL PURPOSE



**10,000 lbs**  
per tire\*

|                           |   |
|---------------------------|---|
| <b>MAX LOAD CAPACITY</b>  | 10,000 lbs per tire                           |
| <b>MAX CABLE DIAMETER</b> | Holds a maximum of 1.5"(3.8cm) cable diameter |
| <b>CHANNEL TYPE</b>       | Available in 5 channel only                   |
| <b>AVAILABLE TURNS</b>    | Optional 22.5° left and right turns           |
| <b>LID TYPE</b>           | Lid-Lock safety lid                           |

AVAILABLE PARTS:



STRAIGHT



LEFT TURN



RIGHT TURN

\*Load rating based on typical Semi-truck tire with a diameter of 40" and a width of 10.7". Load capacity will decrease as a tire diameter or width decrease.

# BUILT STRONG FOR TOUGH JOBS




Secure Lid-Lock feature protects pedestrian traffic by preventing trip hazards\*

Available in three (3) different load ratings to suit your needs

Reinforced hinge support - Internal hinge rod for additional durability and strength


Available in 3 or 5 channels

Hidden interlocks keep adjoining sections from lifting




\*Lid-Lock feature available in General Purpose and Medium Duty only


## THE POWERHOUSE LINE-UP



**22.5° RIGHT TURN**



**22.5° LEFT TURN**



**STRAIGHT PROTECTOR**

|                         |                        |                        |                                 |
|-------------------------|------------------------|------------------------|---------------------------------|
| <b>HEAVY DUTY</b>       | 3 channel or 5 channel | 3 channel or 5 channel | 3 channel or 5 channel          |
| <b>MEDIUM DUTY</b>      | N/A                    | N/A                    | 5 channel only                  |
| <b>GENERAL PURPOSE</b>  | 5 channel only         | 5 channel only         | 5 channel only                  |
| <b>LID-LOCK FEATURE</b> | N/A                    | N/A                    | Medium Duty and General Purpose |



## GET IT HANDLED THE RIGHT WAY


Hidden and convenient. A built-in underside handle makes relocating and handling your POWERHOUSE cable protectors a breeze.

## ALL YOUR ANGLES ARE COVERED

Your hoses and cables don't always run in one direction. That's why Wearwell's POWERHOUSE cable protection system is designed to turn. The 22.5° left and right turning pieces allow you to safely route your cables around corners without worry of kinks.

22.5° turns for custom pathways\*

Bright yellow high traction lid for safety



Available with 3 or 5 channels

Secure interlocking points keep ends from lifting



## SECURITY & EASE WITH EASY OPEN LID

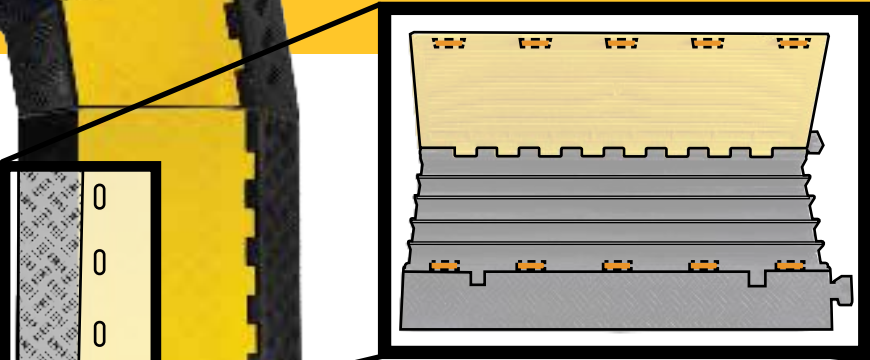
Easy open lid features a built-in access port to easily open the lid. Just slide in a screwdriver or pry bar to pop open the lid with ease.

Easy open slots make releasing the secure Lid-Lock a snap.

\*Heavy Duty corners are used for both Heavy Duty and General Purpose parts.

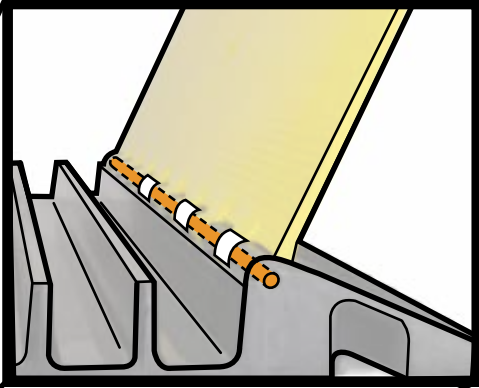
# QUALITY DESIGNED INSIDE & OUT

PROTECT YOUR INVESTMENT



Lid-Lock features interlocking tabs for a secure connection.

Reinforced Internal Hinge



Bend radius accommodates the minimum bend radius for most hoses and cables.\*

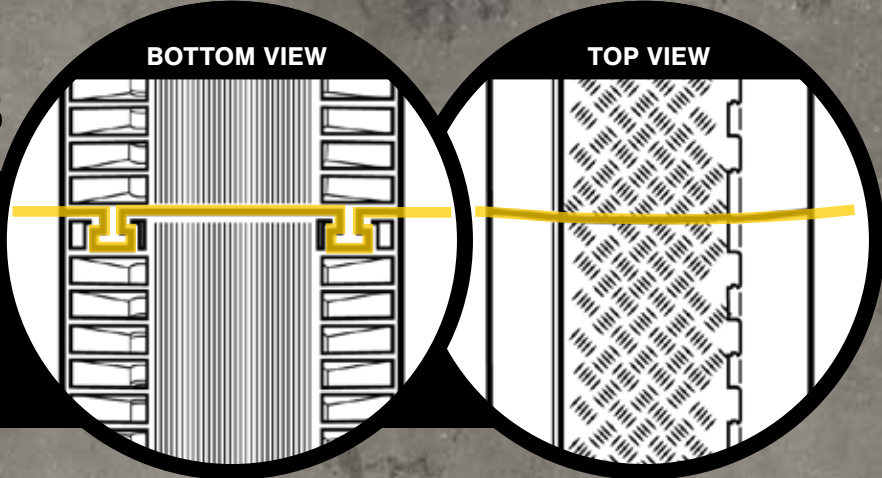
22"

4 x 22.5° turns create gradual 90° angles to prevent hose and cable kinking.

\*Always refer to hose and cable manufacturer recommendations for bend radius.

## SECURE, SEAMLESS POSITIVE CONNECTIONS

Durable interlocking connections create a secure hold and prevent separation from pedestrian and wheeled traffic.



## HEAVY DUTY

| STYLE                    | CHANNELS | CABLE SIZE (OD)       | PART NUMBER       | SIZE                          | HEIGHT           | PSL (PER TIRE) | COLOR |
|--------------------------|----------|-----------------------|-------------------|-------------------------------|------------------|----------------|-------|
| Straight                 | 3        | 2.25" dia.<br>(5.7cm) | PWR.3CHAN.HD.BYL  | 19.75" x 36"<br>(50cm x 91cm) | 3"<br>(7.5cm)    | 14,000 lbs.    | BYL   |
| <b>22.5 DEGREE TURNS</b> |          |                       |                   |                               |                  |                |       |
| Left                     | 3        | 2.25" dia.<br>(5.7cm) | PWR.3CH.HD.LC.BYL | 19.75" x 12"<br>(50cm x 30cm) | 3"<br>(7.5cm)    | 14,000 lbs.    | BYL   |
| Right                    | 3        | 2.25" dia.<br>(5.7cm) | PWR.3CH.HD.RC.BYL | 19.75" x 12"<br>(50cm x 30cm) | 3"<br>(7.5cm)    | 14,000 lbs.    | BYL   |
| STYLE                    | CHANNELS | CABLE SIZE (OD)       | PART NUMBER       | SIZE                          | HEIGHT           | PSL (PER TIRE) | COLOR |
| Straight                 | 5        | 1.5" dia.<br>(3.8cm)  | PWR.5CHAN.HD.BYL  | 19.75" x 36"<br>(50cm x 91cm) | 2.25"<br>(5.7cm) | 20,000 lbs.    | BYL   |
| <b>22.5 DEGREE TURNS</b> |          |                       |                   |                               |                  |                |       |
| Left                     | 5        | 1.5" dia.<br>(3.8cm)  | PWR.5CH.HD.LC.BYL | 19.75" x 12"<br>(50cm x 30cm) | 2.25"<br>(5.7cm) | 20,000 lbs.    | BYL   |
| Right                    | 5        | 1.5" dia.<br>(3.8cm)  | PWR.5CH.HD.RC.BYL | 19.75" x 12"<br>(50cm x 30cm) | 2.25"<br>(5.7cm) | 20,000 lbs.    | BYL   |

## MEDIUM DUTY- 5 CHANNEL

Lower profile than General Purpose for smaller cables. Lid-Lock feature holds lids secure for wheeled and pedestrian traffic.

| STYLE    | CHANNELS | CABLE SIZE (OD)     | PART NUMBER      | SIZE                          | HEIGHT      | PSL (PER TIRE) | COLOR |
|----------|----------|---------------------|------------------|-------------------------------|-------------|----------------|-------|
| Straight | 5        | 1.25" dia.<br>(3cm) | PWR.5CHAN.MD.BYL | 19.63" x 36"<br>(49cm x 91cm) | 2"<br>(5cm) | 10,000 lbs.    | BYL   |

## GENERAL PURPOSE- 5 CHANNEL

Higher profile than Medium Duty for larger cables. Lid-Lock feature on straight style, holds lids secure for lighter wheeled and pedestrian traffic.

| STYLE                    | CHANNELS | CABLE SIZE (OD)      | PART NUMBER       | SIZE                          | HEIGHT           | PSL (PER TIRE) | COLOR |
|--------------------------|----------|----------------------|-------------------|-------------------------------|------------------|----------------|-------|
| Straight                 | 5        | 1.5" dia.<br>(3.8cm) | PWR.5CHAN.GP.BYL  | 19.63" x 36"<br>(49cm x 91cm) | 2.25"<br>(5.7cm) | 10,000 lbs.    | BYL   |
| <b>22.5 DEGREE TURNS</b> |          |                      |                   |                               |                  |                |       |
| Left*                    | 5        | 1.5" dia.<br>(3.8cm) | PWR.5CH.HD.LC.BYL | 19.75" x 12"<br>(50cm x 30cm) | 2.25"<br>(5.7cm) | 10,000 lbs.    | BYL   |
| Right*                   | 5        | 1.5" dia.<br>(3.8cm) | PWR.5CH.HD.RC.BYL | 19.75" x 12"<br>(50cm x 30cm) | 2.25"<br>(5.7cm) | 10,000 lbs.    | BYL   |



**MILLER INDUSTRIAL, INC.**  
Value Added Distribution

4760 Hammermill Road  
Suite 208  
Tucker, GA 30084

Phone: 770-270-0076

Fax: 770-270-0767

E-mail: [barry@millerindustrial.net](mailto:barry@millerindustrial.net)

\*Heavy Duty corners are used for both Heavy Duty and General Purpose Parts.